



Budgeted Expense	Revenue Expenditure	Actual Audited Expense Amount	Variance in Expense	Budgeted Income	Revenue Income	Actual Audited Amount	Variance in Income
Rs.		Rs.	Rs.	Rs.		Rs.	Rs.
26,300,000	To Staff Payments and Benefits	26,547,508	-247,508	By 55,696,100	Fees From Students	55,245,979	450,121
550,000	" Horcrum tax sitting faculty	566,900	-16,900	" 180,000	Income from sale of Application Form	171,000	9,000
250,000	" Vehicle Running Expenses	287,671	-37,671	" 200,000	Interest and Dividends	165,948	84,052
200,000	" Affiliation Charges	200,000	0	" 200,000	Surplus on Sale of Fixed Asset/Investment	107,485	92,515
3,100,000	" Hostel Running Expenses	3,148,666	-48,666	" 500,000	Others	397,432	102,568
250,000	Students Re-arc Expenses	2,599,382	-99,382	" 3,600,000	Hostel Fee	3,550,667	49,333
225,000	Library Expenses	2,386,910	-136,910	-	-	-	-
200,000	FDP & N/D.P. Conferences, Training & Seminar Expenses	2,030,224	-30,224	-	-	-	-
300,000	Research and Development	341,445	-41,445	-	-	-	-
300,000	Rents, Rates and Taxes	352,818	-52,818	-	-	-	-
80,000	" Sports & Games	58,086	21,914	-	-	-	-
400,000	" Communication Expenses	370,376	29,624	-	-	-	-
350,000	" Printing and Stationery	319,943	30,057	-	-	-	-
3,100,000	" Electricity and Water Charges	3,170,460	-70,460	-	-	-	-
650,000	" Legal & Professional Fees	621,260	28,740	-	-	-	-
700,000	" Security expenses	709,468	-9,468	-	-	-	-
250,000	" Travelling and Conveyance	209,663	40,337	-	-	-	-
60,000	" Insurance Charges	81,084	-21,084	-	-	-	-
900,000	" Advertisement Expenses	840,395	59,605	-	-	-	-
50,000	" Remuneration to Auditors	53,100	-3,100	-	-	-	-
-	" Repairs and Maintenance	-	-	-	-	-	-
350,000	" (a) Buildings	423,783	-73,783	-	-	-	-
550,000	" (b) Computers & T Repairs	573,138	-23,138	-	-	-	-
750,000	" (c) Others	822,909	-72,909	-	-	-	-
2,800,000	" Admission Related Expenses	2,852,305	-52,305	-	-	-	-
9,000,000	" Depreciation	9,181,768	-181,768	-	-	-	-
900,000	" Other Expenses	827,356	72,644	-	-	-	-
1,736,100	Surplus Before Interest & Capital Expenditure	61,893	1,674,207	-	-	-	-
60,376,100	Total	59,638,511	737,589	60,376,100	Total	59,638,511	737,589
Budgeted Expense	Capital Expenditure	Actual Audited Expense Amount	Variance in Expense				
Rs.		Rs.	Rs.				
100,000	" Plant and Machinery	134,914	-34,914				
20,000	" Office Equipments	20,869	-869				
3,000,000	" Computers	2,958,700	41,300				
200,000	" Furniture and Fixtures	240,146	-40,146				
150,000	" Library Books	160,505	-10,505				
13,470,000	Total	3,515,134	-45,134				

Dy. Director (Admin.)

JAIPURIA INSTITUTE OF MANAGEMENT
 Block-A, Gate No-2, Shakti Khand-IV
 Indirapuram, Ghaziabad-201014
 Director (Finance)

Auditors' Certificate: This is to certify that the audited expenses stated above have been drawn from the audited financial statements of the institute for the year ending 31st March, 2019 except re-grouping of some head of expense/income to make them comparable with the budgeted head of expense/income.



For Y. Singh & Associates
 Chartered Accountants
 Firm Registration No. 006715C
 Yuvraj Singh
 Proprietor
 M. No. 011843
 UDIN: 190778464AAACR4174

Place: Noida
 Dated: 11th December, 2019

JAIPURIA INSTITUTE OF MANAGEMENT, GHAZIABAD
Financial Statement Showing Actual Audited Expenses Versus Budgeted Expense for the year ended 31st March, 2018.

Budgeted Expense	Revenue Expenditure	Actual Audited Expense Amount	Variance in Expense	Budgeted Income	Revenue Income	Actual Audited Amount	Variance in Income
Rs.	Rs.	Rs.	Rs.	Rs.	Rs.	Rs.	Rs.
21,800,000	To Staff Payments and Benefits	22,018,250	-218,250	55,120,000	Fees From Students	54,885,892	234,108
1,000,000	Honorarium to visiting faculty	1,093,700	-93,700	180,000	Income from sale of Application Form	180,000	0
200,000	Vehicle Running Expenses	218,515	-18,515	200,000	Interest and Dividends	294,694	-94,694
200,000	Affiliation Charges	200,000	0	1,400,000	Others	1,251,085	148,915
3,700,000	Hostel Running Expenses	3,626,347	73,653	4,500,000	Hostel Fee	4,364,333	135,667
210,000	Students Related Expenses	2,283,163	-183,163	-	-	-	-
225,000	Library Expenses	2,516,015	-266,015	-	-	-	-
200,000	FDP & MDP, Conferences, Training & Seminar Expenses	2,111,074	-111,074	-	-	-	-
50,000	Research and Development	43,382	6,618	-	-	-	-
300,000	Rents, Rates and Taxes	313,318	-13,318	-	-	-	-
50,000	Sports & Games	95,489	-45,489	-	-	-	-
200,000	Communication Expenses	173,455	26,545	-	-	-	-
300,000	Printing and Stationery	306,405	-6,405	-	-	-	-
2,950,000	Electricity and Water Charges	3,087,594	-137,594	-	-	-	-
450,000	Legal & Professional Fees	452,327	-2,327	-	-	-	-
600,000	Security expenses	649,025	-49,025	-	-	-	-
250,000	Travelling and Conveyance	221,403	28,597	-	-	-	-
70,000	Insurance Charges	58,566	11,434	-	-	-	-
400,000	Advertisement Expenses	422,100	-22,100	-	-	-	-
50,000	Remuneration to Auditors	50,740	-740	-	-	-	-
-	Repairs and Maintenance	-	-	-	-	-	-
200,000	(a) Buildings	227,562	-27,562	-	-	-	-
400,000	(b) Computers & IT Repairs	435,871	-35,871	-	-	-	-
2,000,000	(c) Others	1,958,134	41,866	-	-	-	-
2,800,000	Admission Related Expenses	2,688,975	111,025	-	-	-	-
9,000,000	Depreciation	9,374,626	-374,626	-	-	-	-
700,000	Other Expenses	654,992	65,008	-	-	-	-
7,380,000	Surplus Before Interest & Capital Expenditure	5,714,976	1,665,024	61,400,000	Total	60,976,004	423,996
61,400,000	Total	60,976,004	423,996				
	Capital Expenditure						
	Rs.	Rs.	Rs.				
200,000	Plant and Machinery	204,398	-4,398				
1,600,000	Vehicles	1,621,028	-21,028				
300,000	Office Equipments	339,313	-39,313				
175,000	Computers	198,800	-23,800				
500,000	Furniture and Fixtures	523,136	-23,136				
150,000	Sports Equipments	149,000	1,000				
200,000	Computer Softwares	218,800	-18,800				
3,125,000	Total	3,253,975	-128,975				

Dy. Director (Admin.)

Vice President (Finance)

(Signature)
 Director

(Signature)
 Director

Auditors' Certificate

JAIPURIA INSTITUTE OF MANAGEMENT

This is to certify that the actual audited expenses stated above have been drawn from the audited financial statements of the Institute for the year ending 31st March, 2018 except re-grouping of some head of accounts in the manner indicated in the schedule attached with the budgeted head of expense/Income.

For Y Singh & Associates
 Chartered Accountants
 Firm Registration No. 006715C



Yuvraj Singh
 Proprietor
 M.No. 074885

Internal Quality Assurance Cell
 Jaipuria Institute of Management
 Indirapuram, Ghaziabad

Internal Quality Assu
(Signature)
 Internal Quality Assu



JAIPURIA INSTITUTE OF MANAGEMENT, GHAZIABAD
Financial Statement Showing Actual Audited Expenses Versus Budgeted Expense for the year ended 31st March, 2017

Budgeted Expense	Revenue Expenditure		Actual Audited Expense Amount	Variance in Expense	Budgeted Income	Revenue Income	Actual Audited Amount	Variance in Income
	Rs.	Rs.						
20,000,000	To Staff Payments and Benefits	-603,514	20,603,514	By	54,500,000	Fees From Students	54,477,350	82,650
900,000	" Honorarium to visiting faculty	-84,700	984,700	"	180,000	Income from sale of Application Form	190,000	-10,000
200,000	" Vehicle Running Expenses	-177,332	177,332	"	4,800,000	Hostel Fees	476,000	39,000
200,000	" Affiliation Charges	-180,000	180,000	"	250,000	Interest and Dividends	228,609	21,391
2,700,000	" Hostel Running Expenses	-2,746,177	2,746,177	"	600,000	Miscellaneous Income	593,603	6,397
380,000	" Students Related Expenses	-4,042,937	4,042,937	"	-	-	-	-
22,000,000	" Library Expenses	-2,453,795	2,453,795	"	-	-	-	-
80,000	" FDP & MDP, Conferences, Training & Seminar Expenses	-838,154	838,154	"	-	-	-	-
50,000	" Research and Development	-14,350	14,350	"	-	-	-	-
200,000	" Rents, Rates and Taxes	-213,024	213,024	"	-	-	-	-
50,000	" Sports & Games	-37,620	37,620	"	-	-	-	-
300,000	" Communication Expenses	-269,591	269,591	"	-	-	-	-
200,000	" Printing and Stationery	-180,664	180,664	"	-	-	-	-
5,300,000	" Electricity and Water Charges	-5,460,741	5,460,741	"	-	-	-	-
300,000	" Legal & Professional Fees	-289,800	289,800	"	10,200	-	-	-
550,000	" Security expenses	-612,401	612,401	"	-62,401	-	-	-
450,000	" Travelling and Conveyance	-481,739	481,739	"	-31,739	-	-	-
50,000	" Insurance Charges	-64,993	64,993	"	-14,993	-	-	-
600,000	" Advertisement Expenses	-550,273	550,273	"	49,727	-	-	-
45,000	" Remuneration to Auditors	-46,000	46,000	"	-1,000	-	-	-
-	" Resairs and Maintenance	-	-	"	-	-	-	-
300,000	" (a) Buildings	-254,408	254,408	"	45,592	-	-	-
450,000	" (b) Computers & IT Repairs	-472,703	472,703	"	-22,703	-	-	-
1,800,000	" (c) Others	-1,842,460	1,842,460	"	-42,460	-	-	-
3,000,000	" Admission Related Expenses	-2,952,699	2,952,699	"	47,301	-	-	-
9,200,000	" Depreciation	-9,722,583	9,722,583	"	-522,583	-	-	-
700,000	" Other Expenses	-789,829	789,829	"	-89,829	-	-	-
5,985,000	" Surplus Before Interest & Capital Expenditure	-3,914,075	3,914,075	"	2,070,925	-	-	-
60,330,000	Total	-139,438	60,190,562	139,438	60,330,000	Total	60,190,562	139,438
Budgeted Expense	Capital Expenditure	Actual Audited Expense Amount	Variance in Expense					
Rs.	Rs.	Rs.	Rs.					
100,000	" Building	-185,300	185,300					
50,000	" Plant and Machinery	-62,001	62,001					
200,000	" Office Equipments	-243,000	243,000					
50,000	" Computers	-2,950	2,950					
900,000	" Furniture and Fixtures	-926,652	926,652					
50,000	" Library Books	-7,048	7,048					
1,350,000	Total	-1,428,951	1,428,951					

In-charge
Internal Quality Assurance Cell

(Signature)
Director

Dy. Director (Admin.)

Auditors' Certificate

JAIPURIA INSTITUTE OF MANAGEMENT
Indirapuram, Ghaziabad-201014

This is to certify that the Budgeted Expenses stated above have been drawn from the audited financial statements of the Institute for the year ending 31st March, 2017 except re-grouping of some head of expense/income to make them comparable with the budgeted head of expense/income.

Gupta & Co.,
 Chartered Accountants
 Firm Registration No.011575C
 NOIDA

(Signature)
Yuvraj Singh
 Partner
 M.No.07/1846



Internal Quality Assurance Cell
Jaipuria Institute of Management
 Indirapuram, Ghaziabad

JAIPURIA INSTITUTE OF MANAGEMENT, GHAZIABAD
Financial Statement Showing Actual Audited Expenses Versus Budgeted Expense for the year ended 31st March, 2016

Budgeted Expense	Revenue Expenditure	Actual Audited Expense Amount	Variance in Expense	Budgeted Income	Revenue Income	Actual Audited Amount	Variance in Income
Rs.	Rs.	Rs.	Rs.	Rs.	Rs.	Rs.	Rs.
20,500,000	To Staff Payments and Benefits	20,935,521	-435,521	49,012,950	Fees From Students	48,124,200	888,750
1,300,000	" Honorarium to visiting faculty	1,441,200	-141,200	180,000	Income from sale of Application Form and Prospectus	219,000	(39,000)
150,000	" Vehicle Running Expenses	202,839	-52,839	4,000,000	Hostel Fees	3,691,270	308,730
700,000	" Affiliation Charges	670,000	30,000	250,000	Interest and Dividends	228,830	21,170
2,900,000	" Hostel Running Expenses	2,795,025	104,975	1,000,000	Miscellaneous Income	735,545	264,454
900,000	" Students related Expenses	987,394	-87,394	-	-	-	-
300,000	" Library Expenses	2,072,330	-72,330	-	-	-	-
120,000	" FDP & MDP Conferences, Training & Seminar Expenses	1,280,331	-80,331	-	-	-	-
50,000	" Research and Development	4,000	46,000	-	-	-	-
300,000	" Rents, Repairs and Taxes	293,024	6,976	-	-	-	-
50,000	" Sports & Games	300	49,700	-	-	-	-
250,000	" Communication Expenses	228,349	21,651	-	-	-	-
250,000	" Printing and Stationery	255,664	-5,664	-	-	-	-
1,800,000	" Electric and Water Charges	1,746,337	53,663	-	-	-	-
400,000	" Legal & Professional Fees	411,916	-11,916	-	-	-	-
550,000	" Security expenses	572,828	-22,828	-	-	-	-
800,000	" Travelling and Conveyance	774,898	-25,102	-	-	-	-
50,000	" Insurance Charges	55,705	-5,705	-	-	-	-
400,000	" Advertisement Expenses	398,466	1,534	-	-	-	-
40,000	" Remuneration to Auditors	37,950	2,050	-	-	-	-
-	" Repairs and Maintenance	-	-	-	-	-	-
200,000	" (a) Buildings	210,510	-10,510	-	-	-	-
400,000	" (b) Computers & IT Repairs	422,801	-22,801	-	-	-	-
1,800,000	" (c) Others	1,857,853	-57,853	-	-	-	-
2,200,000	" Admissio- Related Expenses	2,288,203	-88,203	-	-	-	-
9,700,000	" Depreciat on	9,864,976	-164,976	-	-	-	-
1,100,000	" Other Expenses	1,034,583	65,417	-	-	-	-
4,452,950	" Surplus Before Interest & Capital Expenditure	2,155,743	2,297,207	54,442,950	Total	52,998,846	1,444,104
54,442,950	Total	52,998,846	1,444,104				
	Capital Expenditure	Actual Audited Expense Amount	Variance in Expense				
Rs.	Rs.	Rs.	Rs.				
100,000	" Plant and Machinery	150,409	-50,409				
100,000	" Office Equipments	111,998	-11,998				
2,400,000	" Computers	2,406,600	-6,600				
950,000	" Furniture & Fixtures	977,459	-27,459				
10,000	" Library Books	440	9,560				
3,960,000	Total	3,646,906	-86,906				

Dy. Director (Admin.)

Director


Auditors' Certificate

This is to certify that the actual audited expenses stated above have been drawn from the audited financial statements of the Institute for the year ending 31st March, 2016 except re-grouping of some head of expenditure to make them comparable with the budgeted head of expense/income.

JAIPURIA INSTITUTE OF MANAGEMENT
Block-A, Gate No-2, Shakti Khand-IV
Indirapuram, Ghaziabad-201014

For P.L.Gupta & Co.,
 Chartered Accountants
 Firm Registration No.011575C

Yuvraj Singh
 Partner
 M.No.071846



Financial Statement Showing Actual Audited Expenses Versus Budgeted Expense for the year ended 31st March, 2015

Budgeted Expense	Revenue Expenditure	Actual Audited Expense Amount	Variance in Expense	Budgeted Income	Revenue Income	Actual Audited Amount	Variance in Income
Rs.	Rs.	Rs.	Rs.	Rs.	Rs.	Rs.	Rs.
19,500,000	To Staff Payments and Benefits	19,959,742	-459,742	47,621,000	Fees From Students	40,821,241.00	-799,759
550,000	Honorarium to visiting faculty	626,900	-76,900	180,000	Income from sale of Application Form	178,000	2,000
150,000	Vehicle Running Expenses	186,221	-36,221	2,791,000	Hostel Fees	2,844,010	-53,010
800,000	Affiliation Charges	800,022	-22	200,000	Interest and Dividends	1,30,647	69,353
3,300,000	Hostel Running Expenses	3,261,126	-38,874	426,081	Miscellaneous Income	227,444	1,98,637
1,850,000	Students Related Expenses	1,968,510	-118,510	730,000	Deficit Before Interest & Capital Expenditure	3,480,939	-2,750,939
1,700,000	Library Expenses	1,912,538	-212,538	-	-	-	-
350,000	FDP & MDP, Conferences, Training & Seminar Expenses	452,008	-102,008	-	-	-	-
50,000	Research and Development	28,010	21,990	-	-	-	-
200,000	Rents, Rates and Taxes	240,000	-40,000	-	-	-	-
50,000	Sports & Games	19,628	30,372	-	-	-	-
200,000	Communication Expenses	277,880	-77,880	-	-	-	-
200,000	Printing and Stationery	230,184	-30,184	-	-	-	-
3,000,000	Electricity and Water Charges	3,106,637	-106,637	-	-	-	-
300,000	Legal & Professional Fees	321,256	-21,256	-	-	-	-
400,000	Security expenses	476,491	-76,491	-	-	-	-
650,000	Travelling and Conveyance	695,879	-45,879	-	-	-	-
50,000	Insurance Charges	62,183	-12,183	-	-	-	-
2,900,000	Advertisement Expenses	2,920,730	-20,730	-	-	-	-
35,000	Remuneration to Auditors	34,200	800	-	-	-	-
50,000	Repairs and Maintenance	-	-	-	-	-	-
50,000	(a) Buildings	66,821	-16,821	-	-	-	-
300,000	(b) Computers & IT Repairs	339,352	-39,352	-	-	-	-
1,600,000	(c) Others	1,689,122	-89,122	-	-	-	-
1,800,000	Admission Related Expenses	1,820,073	-20,073	-	-	-	-
5,500,000	Depreciation	5,648,043	-148,043	-	-	-	-
400,000	Other Expenses	438,745	-38,745	-	-	-	-
45,885,000	Surplus Before Interest & Capital Expenditure	0	0	45,948,081	Total	47,682,281	-1,734,200
	Total	47,682,281	-1,797,281				
Budgeted Expense	Capital Expenditure	Actual Audited Expense Amount	Variance in Expense				
Rs.	Rs.	Rs.	Rs.				
65,000,000	Building	64,181,457	818,543				
1,300,000	Plant and Machinery	1,454,200	-154,200				
1,050,000	Vehicles	1,083,544	-33,544				
150,000	Office Equipments	147,558	2,442				
200,000	Furniture and Fixtures	215,875	-15,875				
320,000	Sports Equipments	337,800	-17,800				
50,000	Library Books	20,197	29,803				
1,150,000	Electric Installations	1,157,750	-7,750				
68,220,000	Total	68,597,981	622,019				

In-charge
Internal Quality Assurance Cell

Dy. Director (Admin.)

Director

GM (Finance)

Auditors' Certificate

This is to certify that the actual audited expenses stated above have been drawn from the audited financial statements of the Institute for the year ending 31st March, 2015 except re-estimated expenses which are comparable with the budgeted head of expense/income.

Block-A, Gate No-2, Shakti Khand-IV
Indirapuram, Ghaziabad-201014

For P.L.Gupta & Co.,
Chartered Accountants
Firm Registration No. 011575C



Internal Quality Assurance Cell
Jaipuria Institute of Management
Indirapuram, Ghaziabad

Yuvraj Singh
Partner
M.N. 071846